











Compare Products for Your Best Cooling Solution:

PRODUCT SPECIFICATIONS

	MODEL NUMBER	SPEEDS	CFM	TOTAL AMPS	COOLING AREA (S.F.)	DIMENSIONS (h x w x d)	WEIGHT (LBS.)	WATER (GAL.)
	48" PAC2K482S	2	11000/20000	12.0	4000	86" x 74" x 36"	345	40
	36" PAC2K36HPVS	Variable	up to 10100	11.0	2650	67" x 62" x 32"	200	32
	36" PAC2K363S	3	4800/6600/9600	11.2	2500	67" x 62" x 32"	205	32
	36" PAC2K361S	1	9600	10.8	2500	67" x 62" x 32"	195	32
	24" PAC2K24HPVS	Variable	up to 6700	8.8	1800	53" x 50" x 25"	155	14
	16" PAC2K163SHD	3	2500/3280/3900	4.3	900	30.5" x 37.5" x 22"	70	3
	16" PAC2K16HPVS	Variable	4000	4.7	1000	30.5" x 37.5" x 22"	64	3
	16" PAC163SVT	3	2500/3300/3900	5.1	900	59" x 37.5" x 23"	130	42
PORT-A-COOL JETSTREAM™ MODELS								
	2400 PACJS2400	Variable	up to 7500	9.2	2000	72" x 54.5" x 28"	200	48
	1600 PACJS1600	Variable	up to 4000	5.3	1000	59" x 37" x 24.5"	109	42
PORT-A-COOL CYCLONE™ MODELS (also available in Sienna color)								
	3000 PAC2KCYC01	2	2400/3000	5.6	700	38" x 29" x 25"	100	16
	2000 PACCYC02	2	1600/2000	2.5	500	31" x 24" x 25"	61	10